




e-SERIES BATTERY SWITCHES

350 AMPERE CONTINUOUS RATING FOR INBOARD GASOLINE AND DIESEL ENGINES

- Tin-plated copper studs for maximum conductivity and corrosion resistance
- Studs accept 3/8" (M10) ring terminals
- Blue Sea Systems one-piece terminal stud design never loosens over time
- 7/8" (22.22mm) stud length accepts multiple cable terminals
- Case design allows surface, rear, or front panel mounting
- Fits most PERKO and Guest battery switch hole patterns
- Tactile indicator conveys knob position by feel











Blue Sea Systems one-piece terminal stud design



5511E

Key to Specific Features

-  Alternator Field Disconnect (AFD)
-  Make-before-break contact allows switching between battery banks without power interruption

Part Number	Specific Features	Functions	Weight lb (kg)
9003E	-	SINGLE CIRCUIT 2 switch positions 1 battery input	0.95 (0.43)
9004E		SINGLE CIRCUIT 2 switch positions 1 battery input	0.95 (0.43)
9001E		SELECTOR—4 Pos. 4 switch positions 2 battery inputs Battery combine	1.15 (0.52)
9002E	 	SELECTOR—4 Pos. 4 switch positions 2 battery inputs Battery combine	1.15 (0.52)
11001		SELECTOR—3 Pos. 3 switch positions 2 battery inputs	1.15 (0.52)
5510E	-	DUAL CIRCUIT™ 2 switch positions 2 battery inputs	1.16 (0.53)
5511E		DUAL CIRCUIT PLUS™ 3 switch positions 2 battery inputs Battery combine	1.16 (0.53)

e-SERIES

BATTERY SWITCHES

Specifications

e-Series PN:	9001e, 9002e, 9003e, 9004e, 11001	5510e, 5511e
Cranking Rating: 10 sec.	2,000A	1,000A*
Cranking Rating: 1 min.	1,000A	750A*
Intermittent Rating: 5 min.	600A	525A*
Continuous Rating:	350A	350A*
Maximum Operating Voltage:	32V DC†	32V DC
Terminal Stud Size:	3/8"-16	3/8"-16
Recommended Ring Terminal:	M10	M10
Max. Terminal Stud Torque:	140 in-lb (15.82 N-m)	140 in-lb (15.82 N-m)
Mounting:	1/4"(M6) Screw	1/4"(M6) Screw
Cable Size to Meet Ratings:‡	4/0 AWG (95mm²)	4/0 AWG (95mm²)
Cable Clearance for 4/0 Cables:	1.10" (27.9mm)	1.10" (27.9mm)

Regulatory

CE marked, ISO 8846

UL listed - UL 1107 electric power switches

Meets American Boat and Yacht Council (ABYC) requirements

Meets UL 1500 and SAE J1171 external ignition protection requirements

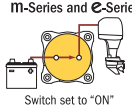
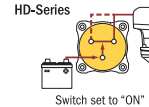



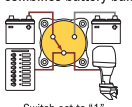
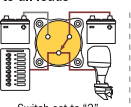
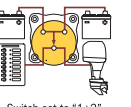



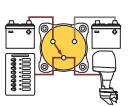
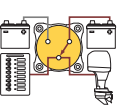


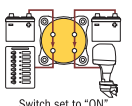


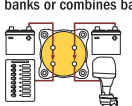



IP66—Protected against powerful water jets

* Per circuit

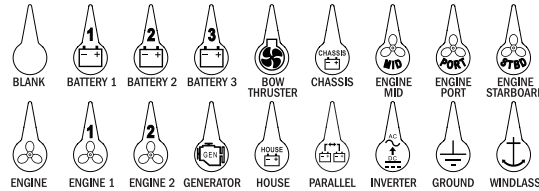
† PNs 9003e and 9004e are rated 48V DC

‡ Reducing cable size will reduce current rating

BATTERY SWITCH CONFIGURATIONS TABLE

	M-Series Outboards and small inboards	e-Series Inboards and diesel engines	HD-Series Large diesel engines
Battery Switch Operation Diagrams ON-OFF SINGLE CIRCUIT —switches a single battery to a single load group M-Series and e-Series  Switch set to "ON" HD-Series  Switch set to "ON"	 6006 6005	 9003e	 3000
SELECTOR 4 Position —switches isolated battery banks to all loads or combines battery banks to all loads  Switch set to "1"  Switch set to "2"  Switch set to "1+2"	 6007	 9001e	 3002
SELECTOR 3 Position —switches isolated battery banks to all loads  Switch set to "1"  Switch set to "2"		 11001	 11003
DUAL CIRCUIT™ —simultaneously switches two isolated battery banks  Switch set to "ON"	 6010	 5510e	
DUAL CIRCUIT PLUS™ —simultaneously switches two isolated battery banks or combines battery banks to all loads  Switch set to "ON"  Switch set to "COMBINE BATTERIES"	 6011	 5511e	

Icon set 7902, (sold separately)



COMPETITIVELY PRICED BATTERY SWITCH COMPARISON TABLE

Manufacturer	Blue Sea Systems	PERKO	Guest	Cole Hersee	BEP
Model	9001e	8501DP	2111	M750	721
UL Listed	yes	yes	yes	yes	no
Ignition Protected	●	yes	yes	yes	yes
Ingress Protected	●	yes	no	no	no
Intermittent Rating (UL 1107)	600A	360A	345A	500A	500A
Continuous Rating (UL 1107)	350A	250A	230A	310A	350A
List Price (USD)	\$46.89	\$44.26	\$34.93	\$87.24	\$52.67
Tin-Plated Copper Terminal Studs	yes	no	no	no	yes
Terminal Size	3/8"	5/16"	3/8"	3/8"	10mm
Accepts 4/0 Cable	yes	no	no	no	yes
Cable Entry Directions	3	1	1	1	4
Fits PERKO Mounting Hole Pattern	yes	yes	yes	no	no
Mounting Area Required (Sq. In)	15	27	30	36	16
AFD Available	yes	yes	yes	yes	no
Warranty	lifetime	5 years*	1 year	please call	2 years

● Meets UL 1500 and SAE J1171 external ignition protection requirements ● IP66—Protected against powerful water jets

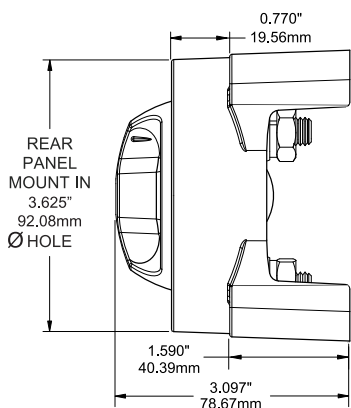
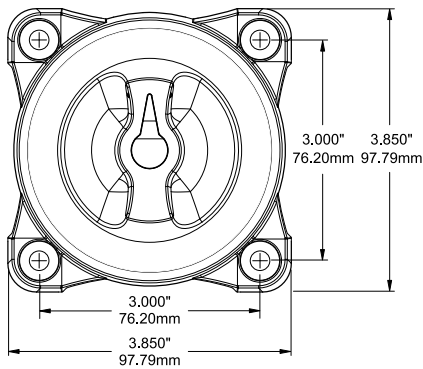
* Limited labor and materials

Data collected Jan. 2011



425 Sequoia Drive
 Bellingham, WA 98226 USA
 p 360.738.8230
 p 800.222.7617 USA and Canada Customer Service
 f 360.734.4195

conductor@blueseas.com
 www.blueseas.com



Specifications subject to change.
 See www.blueseas.com for additional information and specifications.